



MEET THE TEACHER

Year 1

Thursday 11th September

2025



Staff

1G Class teacher: Ms Connie Agyeman

1B Class teacher: Mr Jack Edmondson

KS1 Additional Adults: Mr John Norwood, Ms Maria Iannella, Ms Susan Dorrell, Ms Arefa Aboobaker, Ms Ava McDonald

SaLT Teaching Assistant: Ms Khalida Begum

SEND: Ms Eleanor Alford

Spanish Teacher: Ms Marie Nkhan

Music Teacher: Mr Jake Stevens

PE Coach: Coach Ryan Hassan

Excellence for All – Our Values



collaboration

creativity

focus

kindness

responsibility

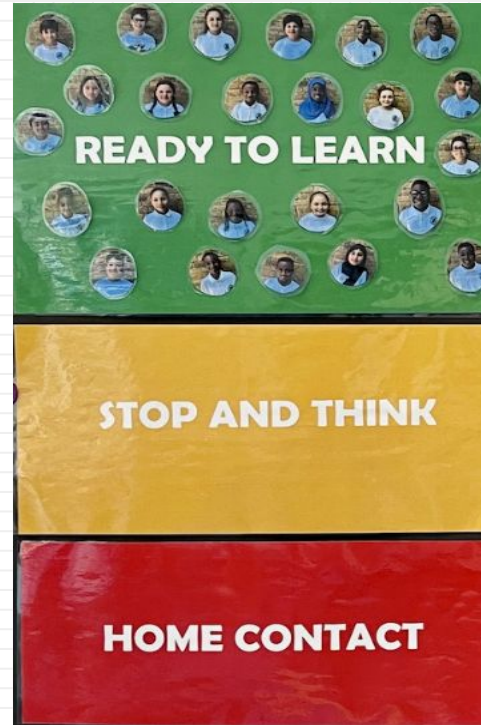


Excellence for All

Green-ready for learning.

Orange -Stop and think. Children are given the opportunity to reflect on their choices and get ready for learning again.

Red – Parent contact. Your child's class teacher or a senior leader will contact you to discuss.



School Uniform

- navy crewneck sweatshirt or cardigan with logo
- light blue polo shirt with logo
- black school trousers, knee-length skirt or shorts, pinafore or blue check dress
- plain black, white or grey socks or tights
- plain black shoes

PE Uniform

- light blue polo shirt with logo
- plain black PE shorts or tracksuit bottoms
- plain black, white or grey socks
- plain black (or white) plimsolls or plain trainers
- **on Wednesday and Thursday, children should come to school dressed in PE kit**



Simple ear studs and religious items are the only jewellery permitted.

Please leave all other jewellery at home.

Pre-loved uniform is available via the school office or at PSA events.

Subjects taught in Year 1

- Phonics/Reading (through Read, Write, Inc) and Writing
- Maths
- Science
- Geography
- History
- Personal, Social, Health and Economic Education (PSHE)
- Religious Education (RE)
- Physical Education (PE)
- Art and Design
- Design and Technology
- Music
- Spanish

Timetables

1G - Connie Agyeman

Day	8.55-10.00	10.00	10.20	10.40	11.45	12.45	12.55	1.10	1.15	1.30	2.15	2.30	3.15	
Monday	TTS Music	A s s e m b l y	B r e a k (PT)	RWI	L u n c h (PT)	TTS	MM	PM	HW	Art/DT	B r e a k (PT)	Science		
Tuesday	Maths			RWI		TTS	MM	PM	Humanities			Spanish	HW	
Wednesday	Maths			RWI		TTS	MM	PM	HW	Computing		PE		
Thursday	Writing			RWI		TTS	MM	PM	HW	PE		Maths		
Friday	Maths			Writing		SC	MM	PM	BS	Humanities		PSHE/RE		

*PM = Phonics Meeting *MN = Mastering Number *MM = Maths Meeting *TTS = Talk Through Stories *PT = Pinny Time *ST = Story Time *BW = Book Swap

1B - Jack Edmondson

Day	8.55	10.00	10.20	10.40	11.45	12.45	12.55	1.10	1.15	1.30	2.15	2.30	3.15
Monday	Music TTS	A s s e m b l y	B r e a k (PT)	RWI	L u n c h (PT)	TTS	MM	PM	HW	Science	B r e a k (PT)	Art/DT	
Tuesday	Maths			RWI		TTS	MM	Spanish		PM		HW	Humanities
Wednesday	Maths			RWI		TTS	MM	PM	HW	PE		Computing	
Thursday	Writing			RWI		TTS	MM	PM	HW	Maths		PE	
Friday	Maths			Writing		SC	MM	PM	BS	Humanities		PSHE/RE	

*PM = Phonics Meeting *MM = Maths Meeting *TTS = Talk Through Stories/Story Time *PT = Pinny Time *ST = Story Time *BW = Book Swap *SC = Spelling Check

Half-Termly Curriculum Information

English

In English we will:

- continue to learn new sounds and build reading fluency in RWI
- read *Beegu* and *The Lion Inside* and write simple descriptions of the characters, settings and plots
- use capital letters consistently and correctly
- leave spaces between words



Maths

In maths, we will be learning to:

- use positional and directional language;
- count within 100;
- understand number and place value particularly part/whole relationships;
- explore numbers within 0 - 5.



Science

Our topic is, 'Everyday Materials'. We will be learning to:

- distinguish between an object and the material from which it is made
- describe the simple physical properties of a variety of everyday materials
- compare and group a variety of everyday materials on the basis of their simple physical properties



Geography

Our topic is, 'Map It!'. We will be learning to:

- use directional language and the four main compass points to direct someone around the class, school grounds or local park
- identify some of the physical and human features found in the local area
- carry out simple fieldwork to collect data



Curriculum Information

new wave
federation

Year 1 - Autumn 1

Computing

Our topic this half term is,

'Technology Around Us'. We will:

- develop our understanding of technology and how it can help in everyday life
- become familiar with the different components of a computer by developing keyboard and mouse skills
- consider how to use technology appropriately



PE

Our topics are, 'Hit, Catch, Run' and 'Send and Return'. We will:

- hit a ball with a hand or bat
- track and retrieve a rolling ball
- throw and catch a variety of balls and objects
- move towards a moving ball to return
- send and return a variety of balls

Don't forget to wear your PE kit to school on PE days.



PSHE

Our topic is, 'Family and Relationships'. We will:

- understand that families look after us
- explore how families can be different
- understand what positive friendships are and the importance of being friendly, welcoming and inclusive
- begin to understand what a stereotype is



Art and Design

Our topic is, 'Drawing Spirals'. We will be:

- looking closely at spirals in the natural world
- drawing spirals using a variety of different mediums, including charcoal and paint
- studying the artist Molly Haslund, who uses her body as a drawing tool



English

New Wave - Year 1 - Reading Pathway

Books to Read for Pleasure

The Classic



The Future Classic



The Non-Fiction One



The Poetry Collection




The Graphic Novel



The Funny One



Books to Write From



new wave federation		Year 1 Spellings Autumn Term 1				
Test w/c 08.09.25	Test w/c 15.09.25	Test w/c 22.09.25	Test w/c 29.09.25	Test w/c 06.10.25	Test w/c 13.10.25	Test w/c 20.10.25
ay	ee	igh	ow	oo	ar	or
may	see	high	snow	food	car	short
day	tree	light	blow	pool	start	born
spray	green	right	crow	moon	arm	fork
play	three	right	shown	zoo	arm	sharp
way	week	might	arrow	soon	march	storm
stay	sleep	sight	yellow	spoon	bark	stark
I	you	said	are	want	they	he
the	your	was	of	what	to	me

Children will slowly learn to write cursively and will continue to use phonics and their 'Fred fingers' to sound out words in order to write them.

There will be 6 'green words' and 2 'red words' to practise writing at home each week.

We will read lots of picture books, poetry and non-fiction books together.

We will use our reading to inspire our writing, which will include: a range of stories, personal recounts, fact files, labelled images to explain, an invitation to persuade, instructions - a recipe and directions, and letters.



Maths

- I do - We do - You -do
- lots of mathematical talk and use of concrete manipulatives
- topics include: position and direction, number and place value 0-100, addition and subtraction facts, properties of shape, multiplication and division (groups of, sharing)

I Do new wave federation



The car is on Lizzie's ____





The house is on Lizzie's ____



left



right



up



down




left





right

We Do new wave federation




The tree is on Lizzie's ____






The church is on Lizzie's ____




left




right

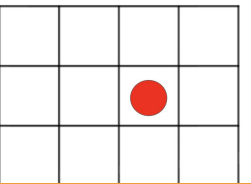
You Do new wave federation



left hand



right hand

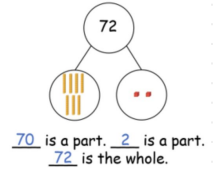


Reasoning new wave federation









4

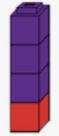
whole

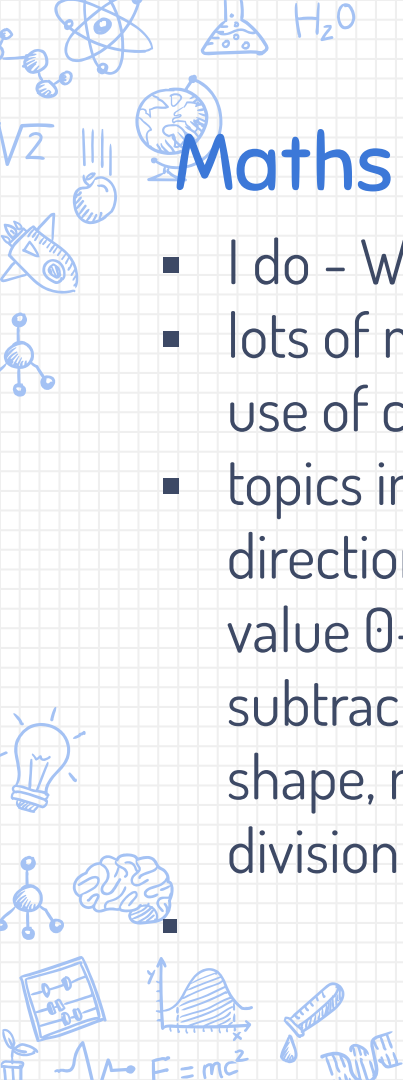
3

part








































1

part





Year 1 Wider Curriculum Map

	Autumn 1	Autumn 2	Spring 1	Spring 2	Summer 1	Summer 2	
History/ Geography	Geography: Map It! 	History: Now and Then 	Geography: England 	History: Monarchy 	Geography: The United Kingdom 	History: The Great Fire of London 	
Design Technology /Art and Design	Art: Drawing Spirals 	DT: Preparing Fruit & Vegetables 	Art: Simple Printmaking 	DT: Templates & Joining 	DT: Sliders & Levers 	Art: Making Birds 	
Computing	Technology Around Us 	Digital Painting 	Moving a Robot 	Grouping Data 	Digital Writing 	Programming Animations 	
PE: Coach	Send & Return Yr1 unit 1 	Attack Defend Shoot Unit 1 	Gymnastics Unit 1 	Fitness Unit 2 	Run Jump Throw Unit 2 	Hit Catch Run unit 2 	
PE: Teacher	Hit Catch Run Unit 1 	Run, Jump Throw Unit 1 	PE Fitness Unit 1 	Dance 	Attack Defend Shoot Unit 2 	Send & Return Unit 2 	
RE/ PSHE	PSHE: Family & Relationships 	RE: Sacred Places 	PSHE: Health and Wellbeing	RE: Faith Communities 	PSHE: Citizenship	RE: Christian Beliefs 	PSHE: Safety & Changing Me 
Science	Everyday Materials 	Animals & The Human Body 		Plants 	Seasonal Changes 		

Knowledge Organisers

Knowledge Organiser Booklet Year 1 Autumn 1

New Wave
Education

Name _____ Class _____

Everyday Materials - Year 1 - Unit 1

Scientific Enquiry

Identifying & classifying
Identifying means knowing what something is and naming it. We will identify objects, materials and material properties.
Classifying means comparing what is the same and what is different in order to group them. We will compare properties of everyday materials and group things together if they have something in common. We will classify objects by material and materials by their properties.

material
A material is what something is made of. Some everyday materials are: wood, paper, metal, plastic, glass, fabric, water, rock, rubber.



All objects are made of one or more materials. Some objects can be made from different materials. School scissors are made from plastic and metal.

object
An object is something that can be seen and touched. Some objects in the classroom are tables, chairs, pencils, water bottles, books.

This object is a chair. It is made from the material plastic.



This object is a table. It is made from the material wood.




property
A property is what a material is like. Some common properties are: stretchy, stiff, bendy, rigid, see-through, not see-through, hard, soft.

This object is a teddy bear. It is soft.



Materials can be described by their properties. Some materials can be in different forms with very different properties. A plastic chair is rigid. A plastic ruler is bendy.

absorbent
A material is absorbent if it is able to soak up liquid easily.



Tissue paper, sponge and cotton wool are absorbent materials. They are used to mop up spill liquids like water or carry liquids from one place to another.

waterproof
A material is waterproof if it keeps water out.



Plastic, rubber and glass are waterproof materials. They are used to stop something getting wet. Umbrellas need to be made from waterproof materials to keep out the rain.

Working Scientifically

Asking scientific questions
Planning an enquiry
Observing closely
Measuring (taking measurements)
Gathering and recording results
Presenting results
Interpreting results

Things you learnt in previous topics

In Nursery and Reception, you learnt what is the same and different between objects in the world around you. You learnt the names of some of the materials that objects are made of such as wood and plastic.



How this connects with future learning

In Year 2, you will identify and compare the suitability of different everyday materials, such as wood, metal, plastic, glass, brick, rock, paper and cardboard for a particular purpose like a superhero's suit. You will also find out how the shapes of solid objects made from some materials can be changed by squashing, bending, twisting and stretching.

Map It - Year 1 - Autumn 1

Tier 2 Vocabulary

locate
To find the exact place or position of something.

You can locate the playground on a map of the school.

Compass directions can help us to locate items.

I located the toy I had lost.

communicate

To share information and ideas.

I communicated what I had learnt in the lesson.

We can communicate our favourite place to visit in the local area.

We can communicate how we are feeling.

house

A place where someone lives.

I live in a house.

There are five houses on my street.



Key Vocabulary

factory

A place of work where products are made.

There is a factory near my house which makes shoes.

My bag was made in a factory.



shop

A place where items are bought and sold.

A supermarket is a shop which sells food.

There are two toy shops near my house.



soil

The top layer of the Earth's surface where plants grow.

I planted some seeds in soil in my pot.

There are three trees growing in the soil in my garden.



Plants in a particular place.

There is lots of vegetation in the park.

They cut down all the trees in the garden.



How this connects with previous learning

In Reception, you described your location.

In Reception, you explored the natural world around you.

In Reception, you explored the differences between places you visit.



How this connects with future learning








In Spring 1, you will learn about physical and human geography across England.

In Summer 1, you will learn about physical geography across the United Kingdom.

In Year 2, you will learn about the continents and oceans of the world.

Drawing Spirals - Year 1 - Autumn 1

Art Themes

line	shape	observe	movement	mark-making	physical drawing	spiral
A long mark or stroke that could be straight, curved, thick, thin or any direction.	A form or outline of something.	Looking carefully and closely.	Changing from one position or posture to another.	Different marks used to make, e.g. dots, dashes, lines.	When we use our whole body to draw with.	Winding in a continuous and gradually curve.
We can make different lines using pencil, paint, charcoal and pastels.	We have drawn shapes such as squares and circles.	We can observe the world around us and carefully draw what is in front of us.	We can use different movements to create lines and shapes in our drawings.	We can use a range of mark making in our drawings.	Physical drawing allows us to use our whole body to draw with.	Use hands, wrists, arms and even our whole bodies we can draw different spirals.
We will use a variety of lines to make spiral drawings.	We can make different spiral shapes.	We observe by looking very closely and focussing.	With movement we can make large drawings.	We use mark making when using different media including paint, pencil and charcoal.	We can make exciting, expressive drawings with physical drawing.	We see spirals in nature such as in small shells.
						

How this connects with previous learning

In Reception, you made lines using pencils and paint.

You created drawings using shapes.

You have observed different things from nature including animals and plants.



How this connects with future learning

In Year 3, you will design your own collages using different shapes and colours.

In Year 4, you will make 3D sculptural forms inspired by food.

In Year 5, you will design and construct architecture models.

This is your Year 1 Computing Knowledge Organiser for Autumn 1 - Technology Around Us

Tier 2 Vocabulary






describe
To say what something is like.

We can describe different types of technology and say what they do.

To describe a character in a story, I can say what they look like.

We will need to describe an object to decide if it is technology or not.

Key Vocabulary

technology	computer	mouse	keyboard	tablet
A collection of tools used to help people.	An electronic device that holds information.	A small, movable device that lets you control things on a computer.	The part of the computer that is used to input information.	A handheld computer that is used to input information.
Laptops, iPads and televisions are all types of technology.	A computer can hold things like words, numbers, pictures, movies and sounds.	A mouse has two buttons and we use it to make choices on a computer.	We use a keyboard to write letters and numbers on a computer.	A tablet also holds information and we use it by touching the screen.
We are learning how technology helps us in different ways.	We are learning how to put information into a computer.	To open programs and create pictures, we will need to use the mouse.	To write my name on a computer, I will need to use the keyboard.	We will be learning how to put information into a tablet.
				

How this connects with previous learning

In Nursery and Reception, you looked at similarities and differences.

In Reception, you learned how to operate a Bee-Bot.

In Reception, you used drawing apps on a tablet.

Later in Year 1, you will use a keyboard and mouse to create digital writing.


How this connects with future learning

In year 2, you will continue to develop your understanding of what information technology is.

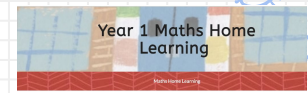
In year 2, you will use devices to create photography and music.

Home Learning in KS1

- reading (10–15 mins daily). Your child will bring home their RWI book, a linked book bag book and a chosen ‘reading for pleasure’ book for you to read to them/to read together
- maths practice weekly including learning key facts
- weekly spellings
- geography, history or science projects to be completed each half term
- the maths home learning google site can be accessed via the classes section of the school website



new wave federation						
Year 1 Spellings Autumn Term 1						
Test wk: 09.09.24	Test wk: 16.09.24	Test wk: 23.09.24	Test wk: 30.09.24	Test wk: 07.10.24	Test wk: 14.10.24	Test wk: 21.10.24
oy	ee	igh	low	oo	or	review spellings
may	see	high	snow	food	car	
day	tree	light	blow	pool	start	
soy	green	right	blow	moon	arm	
play	three	night	shown	zoo	sharp	
way	week	might	arrow	soon	match	
stay	sleep	sight	yellow	spoon	bark	
l	you	said	are	want	they	
the	your	was	of	what	to	



Describe the volume of the bottles!
Explain how you know.

I know it is because

What's next?

Compare the following using greater than or less than signs.

Year 1 Geography Homework Project

It's time to get creative. Year 1! We would like you to use the materials you have at home to make one of the following:

1. A compass
2. A model of the local area
3. A physical or human feature you have learnt about.

Please hand in your projects by **Friday 13th October**. We can't wait to see them!

Science	Computing	Art / DT

Start and End of Day Reminders

- the school day begins at 8:55am
- there are two bells in the morning – one at 8.53am where children get ready to learn in their lines and one at 8.55am where children go into their classrooms to complete their morning review tasks whilst the register is taken
- please be punctual to avoid missing the start of lessons, late marks and unauthorised absences
- children should be collected from their classroom at 3.30pm, the KS1 playground from after school clubs and the reception area from Our Space (if someone different is collecting your child, please let the office and/or teacher know)




Absence Reminders

- if your child is unwell, please ring (or email gboffice@newwavefederation.co.uk) on the first morning of absence by 9am
- holiday and most absences during term time will not be authorised
- schools are required to inform parents when attendance goes below 95% and does not improve and will monitor this
- attendance below 90% is classified as persistent and is reported to the school's Education Welfare Office
- Pam Sealy is Grazebrook's Attendance Officer

Communication Reminders

- staff names, the timetable, curriculum leaflets, knowledge organisers, spelling lists, maths home learning and core books can be found under the [Year 1 tab](#) of the KS1 & KS2 section of the website
- you can make appointments to see the class teacher or other members of staff via the school office (we can usually offer times before and after school)
- e-mails with messages for class teachers or school leaders should be sent to gboffice@newwavefederation.co.uk for the attention of the member of staff you wish to contact



Admin Reminders

- please make sure the school has up to date contact details and three contact numbers for emergencies
- all clubs and wraparound care can be booked and paid for through My Child At School (MCAS)
- ensure the school has any medication your child needs and you have completed a medicine form (unprescribed medicine cannot be administered by staff)
- we are a nut and sesame free school
- **ensure your child's clothes and property are named**
- **ensure your child brings in (and takes home) daily a named water bottle**



Key Year 1 Autumn Dates

Family Events:

- Friday 17th October: Reading Breakfast in the Main Hall @ 8.30am
- Thursday 25th November: Come Dine With Me @ 12.00pm (bookable on MCAS)
- Wednesday 15th October: Come Learn With Me @ 9am in the Small Hall
- Friday 5th December: Learning Celebration Assembly @ 10am in the Main Hall

