



KS1 Phonics and Early Reading

Conor McGivern- Reading Leader

What is phonics?

- All words are made up of individual sounds merged together to make words.
- There are 44 sounds in the English language.
- But only 26 letters!
- Sounds are made by 1 (e.g. c), 2 (e.g. sh) or 3 letters (e.g. igh)



The alphabetic code

Complex Speed Sounds

Consonant sounds

f	l	m	n	r	s	v	z	sh	th	ng
ff	ll	mm	nn	rr	ss	ve	zz	ti		nk
ph	le	mb	kn	wr	se		s	ci		
					c		se			
					ce					

b	c	d	g	h	j	p	qu	t	w	x	y	ch
bb	k	dd	gg		g	pp		tt	wh			tch
	ck				ge							
	ch				dge							

Vowel sounds

a	e	i	o	u	ay	ee	igh	ow
	ea				ā-e	y	i-e	ō-e
					ai	ea	ie	oa
						e	i	o
							y	

oo	oo	ar	or	air	ir	ou	oy	ire	ear	ure
ū-e			oor	are	ur	ow	oi			
ue			ore		er					
ew			aw							
			au							

Once they have mastered the simple sounds we begin to learn the more complex ways of saying each sound.

RWI phonics daily lessons

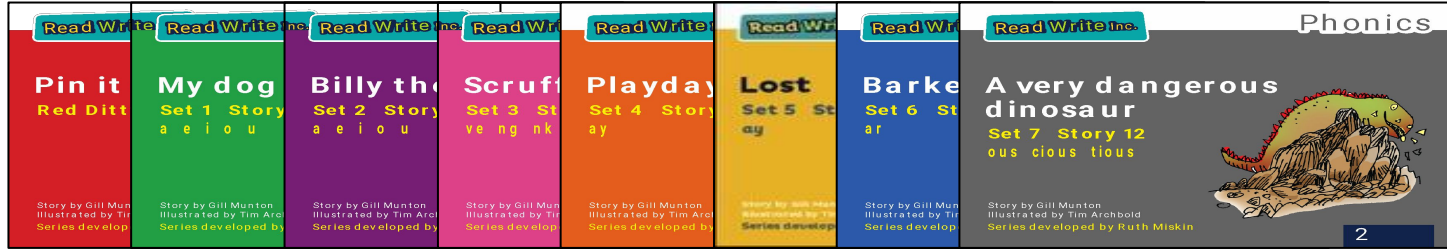


- What Read Write Inc. does is simple - we teach sounds, children practise reading and spelling words containing these sounds, then we give children decodable books containing sounds and words they can read.
- They read each Storybook three times at school and again with you at home.
- Children also learn to spell the words they have been reading and develop their ideas into sentences so that they can write about the Storybooks they read.
- Alongside this we read stories to children: stories they cannot yet read for themselves

Story books

- Children are taught their sounds alongside a storybook.
- These storybooks contain only the sounds that the children have learnt so far.
- The children are able to decode and read these books independently.
- Other activities include writing tasks based around the story.

Read Write Inc. Storybooks




Pin it on


Introduction
In this story, some children are playing a game called 'Pin the tail on the donkey'. They are blindfolded, and need to attach the tail to the right place. Let's see how they do!

pin it on

not on its leg



4



"Snatchosaurus is a very dangerous dinosaur," she said.
"So it's obvious! We need to find an even more dangerous dinosaur to catch him!"

"But where can we find a dinosaur like that?" asked Stegosaurus, cautiously.

"We will make one!" came the reply.

So they got out their scissors, and their pencils, and their paper, and their card, and their paints, and their sticky tape ... and they made ... a Catchasnatchosaurus!
And the famous Snatchosaurus was never seen again!

15

Read Write Inc. Storybooks

Children read each Read Write Inc. Storybook three times in class with their partner.

Re-reading the same book helps children to become confident readers. Each time they re-read, they build their fluency/speed and comprehension.

They love reading and want to read because they can read all of the words in the Storybook.

We set a focus for each re-read in school.

The first read focuses on reading every word accurately.

The second on reading the story more quickly.

The third read on comprehension - understanding what they read. Children can only do this once they can read all of the words accurately and read at a sufficient pace.

Read Write Inc. Storybooks

After the third read in class, children bring the **same Storybook** home to read and enjoy with you at home.

They love this book!

They can't wait to read it to you, their grandparents or even their teddy bear.

With a little more practice at home, they will soon be able to show off their storyteller voice to the family!

Our school sends home books that match the sounds your child can read. We will never expect your child to read a book that contains sounds they cannot read.


We want them to be set up to succeed in their reading.

We want to make sure they enjoy reading so that they want to read.

The more they read, the faster progress they will make.

Please avoid saying, "This book is too easy for you!" but instead say "I love how well you can read this book!"

'Special Friends', 'Fred Talk'



Children will be able to read all of the words in the Storybook.

If they hesitate, remind them to read the word using 'Special Friends, Fred Talk.'

For example, this means they spot the 'sh', then Fred Talk and blend to read the word e.g. sh, sh-i-p, ship.

Black Hat Bob



Black Hat Bob
is on his ship.

This is his peg leg.



Red Words

I

said

This is Red Hat Rob.



“I will grab that cash box,” he said.

Some words are ‘tricky’ because they contain letters that don’t match the sounds the child has been taught.

For example, ‘said’ has ‘ai’ making an ‘e’ sound.


We teach these common exception words as Red words.

In the early Storybooks, these words are printed in red text.

Remind your child not to use Fred Talk to read Red words but instead to stop and think. Tell them the word if needed.

Book Bag Books

- Extra reading practice at home.
- Linked to the story they have read in class.
- Matched to the sounds children know.



RWI Phonics e-Book subscription

 Read Write Inc. Phonics eBook Library

Home


Welcome to the Read Write Inc. Phonics eBook Library.

Here you'll find eBooks of the core Storybooks for *Read Write Inc. Phonics*, from the Sound Blending books to Grey level. There are also two non-fiction eBooks for each level, from Green to Grey. Click the resources tab to explore the collection, or download our [overview chart](#) for a full list.

You can assign these eBooks for pupils to read at home after the 'third read' of the book in class.

Ready to get started? Find out how to [set up individual student logins](#) and more on our [support site](#).

Not subscribed yet? Find out how to [subscribe to the Read Write Inc. Phonics eBook Library](#).




Phonics Practice at Home Yellow Quiz 1

Phonics Practice at Home quizzes are designed to reinforce the Speed Sounds lessons and Storybook reading activities that have taken place at school. Yellow Quiz 1 is suitable for children who are currently reading Yellow Storybook 1. Speed Sounds focus: Set 3 ea o- a- e- i- e- o- e- u- e- aw are ur or oi oa. Word focus: Yellow Speedy Green Words, Set 3 Phonics Green Words, Red Words.

RWI Phonics Yellow

Open

-  Read the sentence. Then look carefully at the pictures. Choose the picture that matches the sentence.

The goat likes to soak in the bath with plenty of soap.



-  Listen to the Red Words. Fill each gap with the word you hear.

watch

was

want



What can I do?

Ask your child to read the sounds and words before they read the story.

They will enjoy teaching you to read these words too.

Speed Sounds

Consonants Ask children to say the sounds.

f	l	m	n	r	s	v	z	sh	th	ng
ff	ll		nn	rr	ss	ve	zz			nk
			kn				s			

b	c	d	g	h	j	p	qu	t	w	x	y	ch
bb	k	dd	gg		j	pp	tt	tt	wh		y	tch
		ck										

Each box contains one sound but sometimes more than one grapheme.
Focus graphemes for this story are **circled**.

Story Green Words

Ask children to read the words first in Fred Talk and then say the word.

Sanjay Miss Hay ill cup tray ring

Ask children to say the syllables and then read the whole word.

anⁱmal o'clock o^{kay} Stingray

Ask children to read the root first and then the whole word with the suffix.

play → played egg → eggs

Red Words

Ask children to practise reading the words across the rows, down the columns and in and out of order clearly and quickly.

of	are	said	you
all	no	he	call
we	put	your	to
want	I've	she	go

What can I do?

When your child reads the story, encourage them to read the word in Fred Talk if they hesitate or read it incorrectly.

Praise them when they succeed.

What can I do?

Read back each sentence or page to keep the plot moving.

Your child's energy is going into reading the words not the story.

What can I do?

- 1.** Avoid reading the story to them first.
- 2.** Avoid asking your child to guess a word by looking the pictures.
- 3.** Try not to become irritable if your child ever struggles!

Keep smiling!





QR Codes

Each day your child will come home with a QR code sticker. Each QR code gives a link to watch a short review video of the sound they learnt that day.




Phonics Screening Check

- Designed to give teachers and parents information on progress.
- You can support your child by reading daily and encouraging to use their sounds to read new words.
- Children are assessed individually and asked to read 40 words.
- Year 1 will take the PSC in June.


in	ot 
at	vap 
beg	osk 
sum	ect 

vaw




few

meast



fried

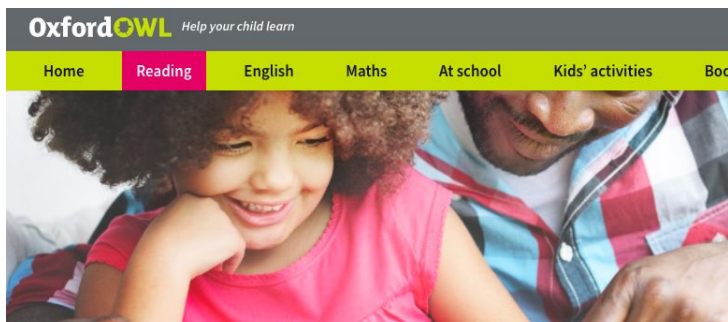
waib



beak

Questions

- Check out the parent section of oxfordowl.co.uk for extra help



[Home](#) » [Reading](#) » [Reading schemes, Levels, and Stages](#) » [Read Write Inc. guide for parents](#)

Read Write Inc. guide for parents

Read Write Inc. is a literacy programme developed by Ruth Miskin and is taught in over 5000 schools in the United Kingdom. Look through our guide for information about how reading is taught at school, and lots of free resources to support your child's learning at home.

[Free eBooks](#) | [Videos](#) | [Set 1 resources](#) | [Set 2 resources](#) | [Set 3 resources](#) | [Kits and flashcards to use at home](#)

