



# Reception Phonics and Early Reading

Tuesday 30th September 2025

# What is phonics?

---

- All words are made up of individual sounds merged together to make words.
- There are 44 sounds in the English language.
- But only 26 letters!
- Sounds are made by 1 (e.g. c), 2 (e.g. sh) or 3 letters (e.g. igh)



# The alphabetic code

## Simple Speed Sounds

Consonant sounds - strictly

f	l	m	n	r	s	v	z	sh	th	ng	nk
---	---	---	---	---	---	---	---	----	----	----	----

Consonant sounds - strictly

b	c	d	g	h	j	p	qu	t	w	x	y	ch
k												

Vowel sounds - strictly

a	e	i	o	u	ay	ee	igh	ow
---	---	---	---	---	----	----	-----	----

Vowel sounds - strictly

Vowel sounds - strictly

oo	oo	ar	or	air	ir	ou	oy
----	----	----	----	-----	----	----	----

- Using RWI, we make learning to read easy for children because we start by teaching them just one way of reading and writing every sound. Here they are on the Simple Speed Sounds chart.
- We teach Set 1 sounds first - (sounds as far as a e i o u).

# The alphabetic code

## Complex Speed Sounds

### Consonant sounds

f	l	m	n	r	s	v	z	sh	th	ng
ff	ll	mm	nn	rr	ss	ve	zz	ti		nk
ph	le	mb	kn	wr	se		s	ci		
					c		se			
					ce					

b	c	d	g	h	j	p	qu	t	w	x	y	ch
bb	k	dd	gg		g	pp		tt	wh			tch
	ck				ge							
	ch				dge							

### Vowel sounds

a	e	i	o	u	ay	ee	igh	ow
	ea				ā-ē	y	i-e	ō-e
					ai	ea	ie	oa
						e	i	o
							y	

oo	oo	ar	or	air	ir	ou	oy	ire	ear	ure
ū-e			oor	are	ur	ow	oi			
ue			ore		er					
ew			aw							
			au							

# Why RWI phonics?

---



- Research tried and tested over many years
- Systematic and structured
- Early success in reading
- Training and ongoing staff development for all staff
- Brilliant online videos and resources.
- Used by many school across the country. One of the most successful phonics programmes

# RWI phonics daily lessons



- In RWI we teach sounds, children practise reading and spelling words containing these sounds, then we give children decodable books containing sounds and words they can read.
- They read each Storybook three times at school and again with you at home.
- On each reading, children's fluency increases and the more they can focus on what the story is about.
- Children also learn to spell the words they have been reading and develop their ideas into sentences so that they can write about the Story books they read.
- Alongside this we read stories to children: stories they cannot yet read for themselves

# Reading with Fred talk

---

m

a

t

mat




We teach children to read words using Fred Talk to blend together the sounds they know e.g. m-a-t, mat.

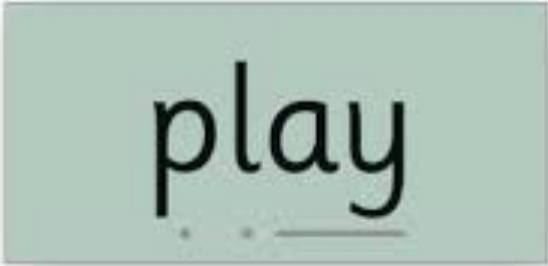
We say 'Fred Talk, read the word!'

# ‘Special Friends’, ‘Fred Talk’, read the word

---



play



play

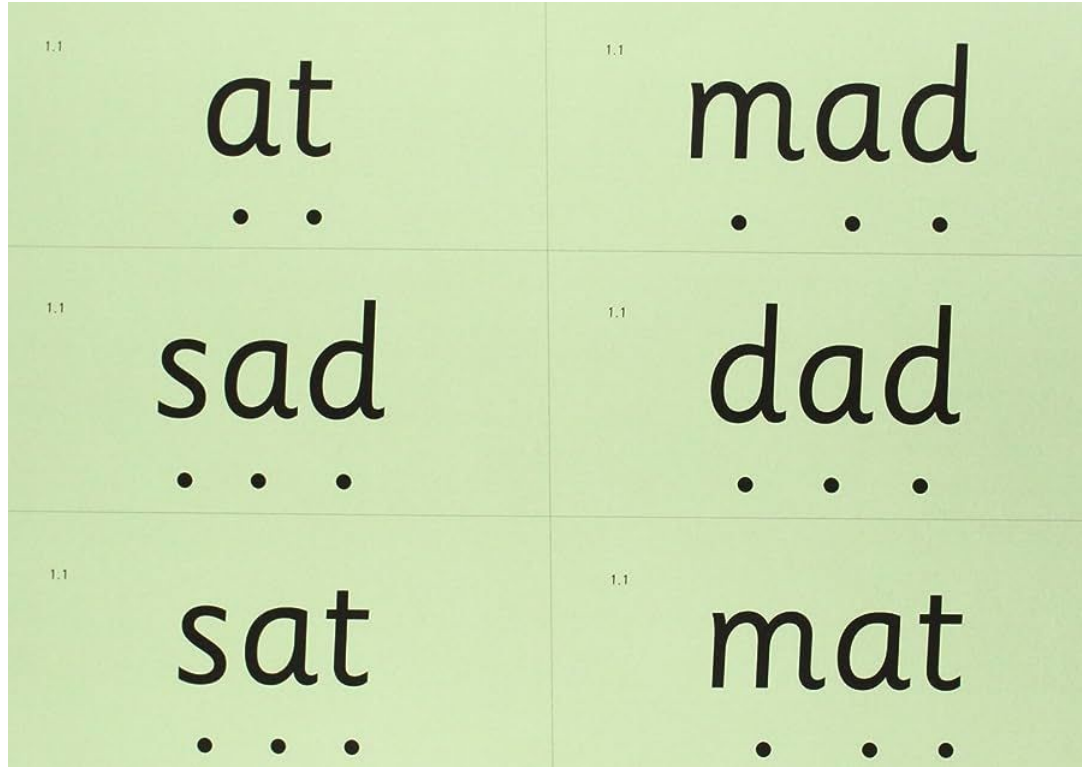
Then children practise reading these sounds in words using the routine ‘Special Friends’, ‘Fred Talk’, read the word’.

They spot the ‘Special Friends’ first, then Fred Talk to read the word.

For example, ‘ay’, p-l-ay

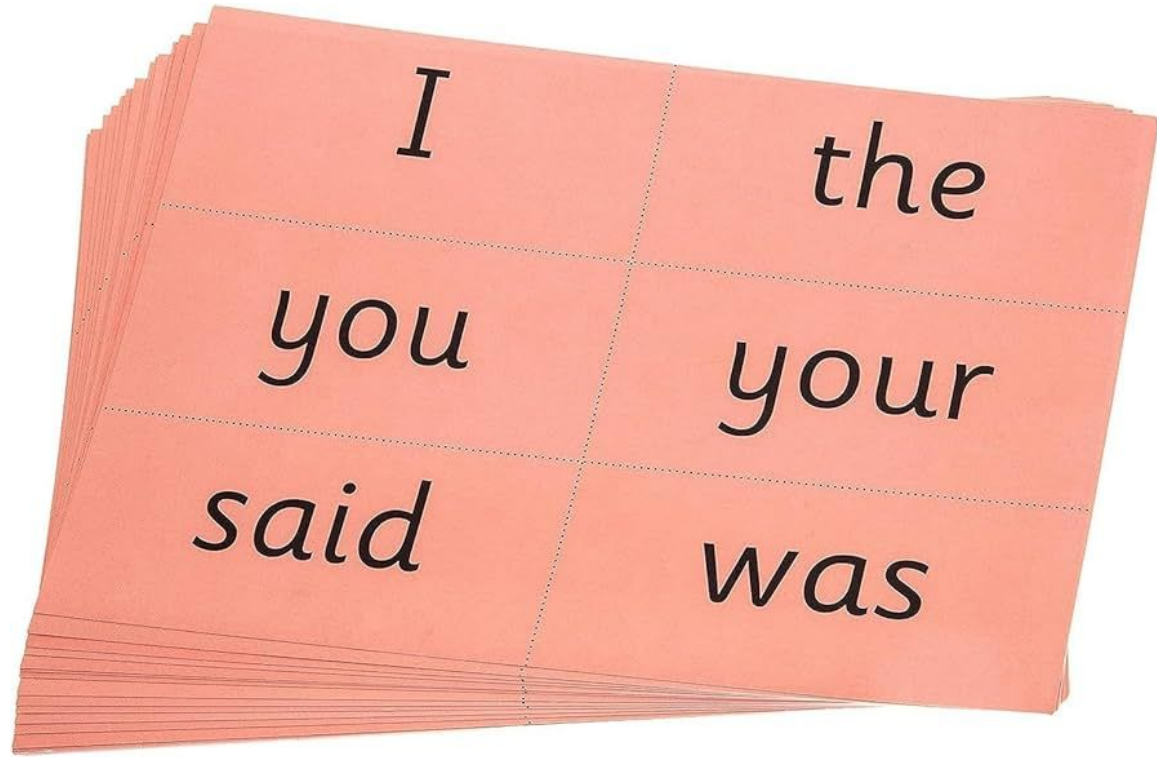
# Green words

Green word cards used to practice saying sounds in words. Using Fred Talk!



# Red words

Red word cards used to practice recognising high frequency words that are not phonetically plausible. “Tricky red words”.



# Story books

---

- Children are taught their sounds alongside a storybook.
- These storybooks contain only the sounds that the children have learnt so far.
- The children are able to decode and read these books independently.
- Other activities include writing tasks based around the story.

# What we learn in reception

---

- Begin learning one way of writing the sound
- Once the children know enough sounds they learn to read words and books
- Pictures and rhymes used to help formation



# Set 1 Sounds

- These are single sounds that children first learn to build their first stages of reading.
- These are taught with a phrase to ensure that the child remembers **the sound and how to form the letters when writing.**
- One sound taught a day.



Maisie, mountain, mountain



Around the apple and down the leaf



Slither down the snake



Around the dinosaurs bottom and up to his neck



Down the tower, across the tower



Down the insects body and a dot for his head.



Down Nobby and over his net



Down the pirates plait and around the pirates face



Round the girls face, down her hair and give her a curl



All around the orange



Curl around the caterpillar



Down the kangaroo's body curl his tail and leg



Down and under the umbrella, up to the top and down to the puddle



Down the laces, over the toe and to the heel



Down the stem and draw the leaves

# Set 2 Sounds

- Two or three letters that make up just **one sound**.
- These are taught with a saying to ensure that the child remembers **the sound, not the letters**.




# What goes home?

## Beginning of Reception

The children will be given:

- Sound sheets
- Lilac books



## End of Reception / Year 1

The children will be given:

- RWI text read in school
- Corresponding RWI book bag book



# OxfordOWL- Free eBook library

OxfordOWL

[Help](#) [Join us](#) [Log in](#)

## Login

Please select your user type.



Students

Teachers

Parents

Username

Password

Login

[Help](#)  
[Reset Password](#)

[Not registered yet? Join us!](#)

## Browse the library

Show all eBooks

Covers

Detail

Age 6-7

Levels

Book type

Series



## Books to support learning at home



### Biff, Chip and Kipper

Our [Read with Oxford](#) series features the much-loved characters who have been helping children learn to read for over 30 years.



### Songbirds

Levelled [phonics books](#) from the fabulous Julia Donaldson, author of *The Gruffalo*.



### Read Write Inc. Phonics

A step-by-step phonics programme to support reading. [Learn at home with Read Write Inc. Phonics](#)



new wave  
federation

# Books to share

---

- Once children can blend, they read simple texts with the sounds they know. Encourage them to read the same book again and again to build their confidence and fluency;
- Share old time favourites repeatedly so that your child can jump in with repeating rhymes and phrases.



# What can you do?

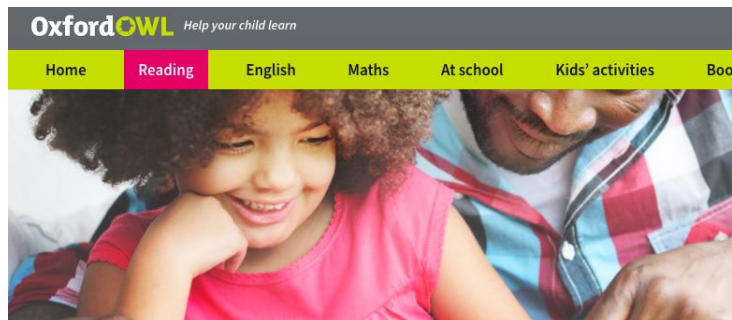


- Use pure sounds, not letter names. Encourage to use sounds and Fred Talk games at home!
- Foster a love of reading by reading exciting books above their reading level to them. Make storytime exciting!
- Ask your child questions about the story to engage and inspire.
- Talk to your child as much as possible and ‘feed’ them new and different words. Rich vocabulary helps comprehension.
- Check out the parent section of [oxfordowl.co.uk](https://www.oxfordowl.co.uk) for extra help
- Speak to us and use the newsletter!

# Questions

---

- Check out the parent section of [oxfordowl.co.uk](https://oxfordowl.co.uk) for extra help



[Home](#) » [Reading](#) » [Reading schemes, Levels, and Stages](#) » [Read Write Inc. guide for parents](#)

## **Read Write Inc. guide for parents**

*Read Write Inc.* is a literacy programme developed by Ruth Miskin and is taught in over 5000 schools in the United Kingdom. Look through our guide for information about how reading is taught at school, and lots of free resources to support your child's learning at home.

[Free eBooks](#) | [Videos](#) | [Set 1 resources](#) | [Set 2 resources](#) | [Set 3 resources](#) | [Kits and flashcards to use at home](#)